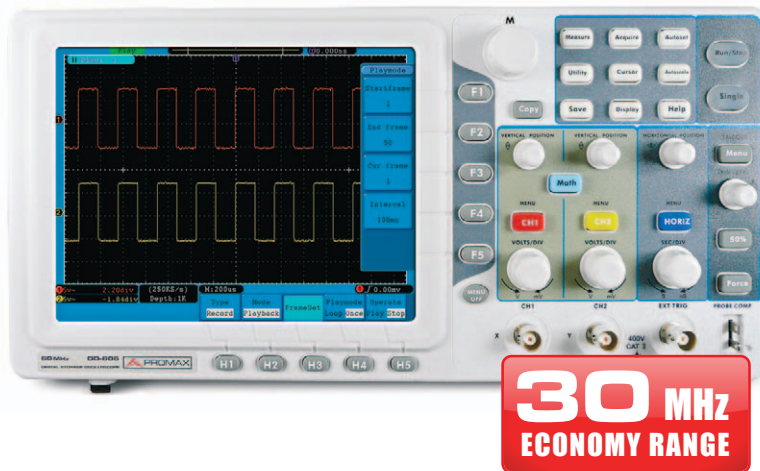


### OD-603 - ECONOMY RANGE



**PROMAX OD-603** is a digital storage oscilloscope featuring up to 30 MHz of bandwidth and up to 500 MS/s real time sample rate. This economic range digital oscilloscope features an unprecedented large 8" high resolution display.



They include advanced functions such as several trigger modes, 20 automatic measurements, waveform storage and USB connectivity.

Their ultra-thin body (just 8 cm depth), compact design and light weight makes these **PROMAX** digital oscilloscopes ideal not only for desktop applications such as circuit design or production lines but also for those cases that demand to carry the instrument from one location to another: automobile maintenance and testing, education and training, etc.

- ✓ Bandwidth: 30 MHz
- ✓ Sample rate: 500 MS/s
- ✓ Up to 100 K record length (10 M optional)
- ✓ Ultra thin body (8 cm depth)
- ✓ 8" high resolution color LCD-TFT display, 800x600 pixels
- ✓ 20 automatic measurements. Math functions.
- ✓ Communication interfaces: USB 2.0, USB for file storage, LAN, RS-232



### OD-603 - ECONOMY RANGE

SPECIFICATIONS	OD-603 DIGITAL STORAGE OSCILLOSCOPE - ECONOMY RANGE
Bandwidth	30 MHz
Sample rate	500 MS/s
Horizontal scale (s/div)	From 4 ns/div to 100 s/div, 1-2-4 steps
Rise Time (at input, typical)	≤ 11 ns
Trigger type	Edge, Pulse, Video, Slope
Channel	2+1 (external)
Display	8" color LCD, TFT display, 800x600 pixels
Input impedance	1 MΩ ±2 %, in parallel with 10 pF ±5 pF
Channel isolation	100:1 (50 Hz), 40:1 (10 MHz)
Max input voltage	400 V (PK-PK) (DC+AC, PK-PK)
DC gain accuracy	±3 %
Record length	10 K
DC accuracy (average)	Average ≥16: ±(3% reading + 0.05 div) for ΔV
Probe attenuation factor	1x, 10x, 100x, 1000x
Low Frequency response	≥ 10 Hz (at input, CA coupling, -3 dB)
Sampling rate / Relay time accuracy	±100 ppm
Interpolation	sin(x) / x
Interval (ΔT) accuracy (DC ~ 100 MHz)	Single: ±(1 interval time + 100 ppm x reading + 0.6 ns) Average > 16: ±(1 interval time + 100 ppm x reading + 0.4 ns)
Input coupling	DC, AC and GND
Vertical resolution (A/D)	8 bits resolution (2 channels simultaneously)
Vertical sensitivity	5 mV/div - 5 V/div (at input)
Trigger mode	Auto, Normal, Single
Trigger level	±6 divisions from screen center
Line / Field frequency (video)	NTSC, PAL and SECAM
Cursor measurement	ΔV and ΔT between cursors
Automatic measurements	V <sub>PP</sub> , V <sub>RMS</sub> , Max, Min, V <sub>TOP</sub> , V <sub>BASE</sub> , Avg, Freq, Period, Overshoot, Preshoot, Rise time, Fall time, Delay A→B  , Delay A→B  , +Width, -Width, +Duty, -Duty
Waveform math	+, -, x, ÷, FFT
Waveform storage	15 waveforms
Lissajous figure	Full bandwidth. Phase difference: ±3 degrees
Communication interface	USB 2.0, USB for file storage, LAN port, RS-232 port
Cymometer	Available
Power supply	From 100 to 240 V AC, 50/60 Hz, CAT II
Power consumption	< 15 W
Fuse	2 A, T class, 250 V
Dimensions	348 (W.) x 170 (H.) x 78 (D.) mm
Weight (without package)	1.50 kg
Accessories	Passive probe (x2), Power cord, USB cable, Quick guide

DESIGN AND SPECIFICATIONS ARE SUBJECT TO CHANGES WITHOUT PRIOR NOTICE 08-16